

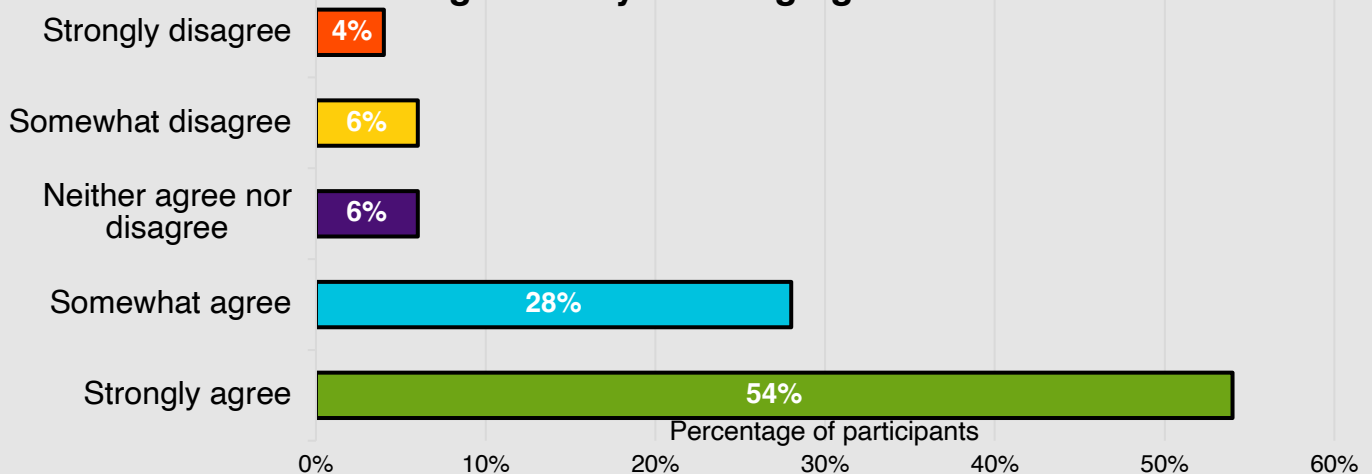
# Community Connection

We sought to understand participants' sense of community in the Greater Austin area. The most common method participants used to feel connected was **“relationships with local friends in the community”** (32 participants), **“local LGBTQIA2S+ groups”** (30 participants), **“locally-based social media resources”** (28 participants), and **“local groups for BIPOC folks”** (25 participants).

Participant quote: “I feel like it is hard to find a setting where being Trans and Black is okay. Most BIPOC groups have issues with LGBTQ People. Most LGBTQ groups have deep seated systemic racism/ biases when it comes to people of color. So it is difficult to find a place or people to let your guard down with.”

The lack of belonging the participant above mentions may have been exacerbated by the COVID-19 pandemic, as more than half (54%) of participants strongly agreed that the pandemic made connecting to LGBTQIA2S+ communities much more difficult.

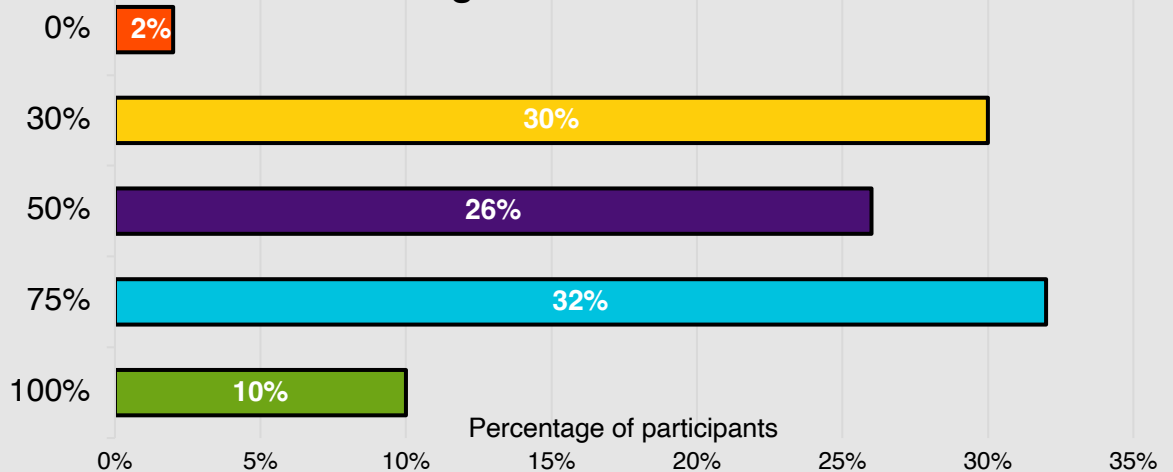
## COVID has made connecting to Trans and Queer communities significantly challenging.



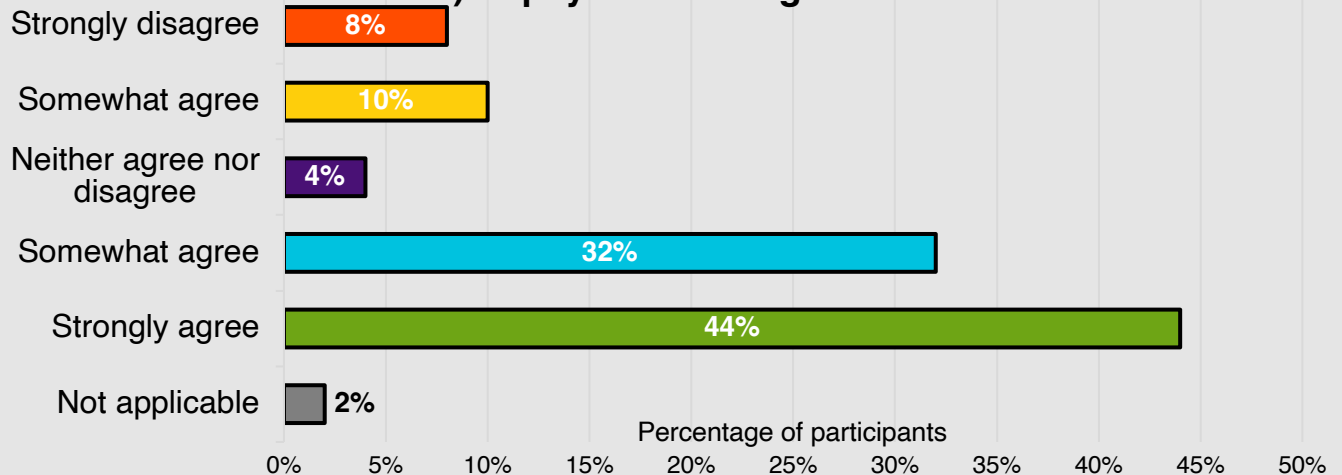
# Housing and Gentrification

Our survey showed that housing and gentrification were some of the most important problems faced by Black and Brown transgender residents of Austin. Just **18% of participants were homeowners**, and 12% had utilized housing shelters in Central Texas. While 46% of participants strongly agreed that they currently had stable housing, this result is complicated by the fact that **many participants are paying a significant portion of their income towards housing costs**, and **many report having to sacrifice other basic needs to cover housing costs**.

On average, the following percentage of my income goes toward housing costs:



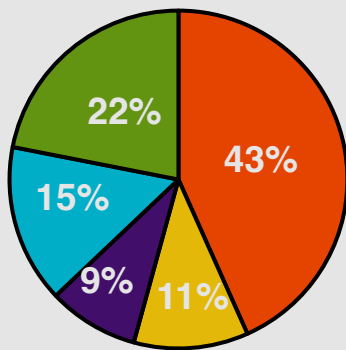
I have had to sacrifice other basic needs (food, utilities, medical care) to pay for housing costs.



# Transportation

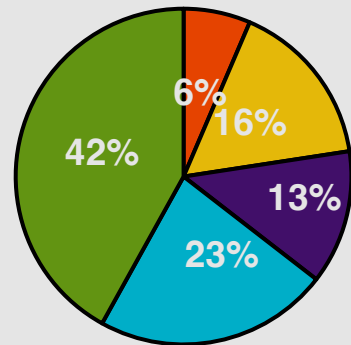
Participants reported frequent use of public transportation – 37% of respondents somewhat or strongly agreed that public transportation is their main source of transportation. This finding has implications for employment, as 42% of respondents strongly agreed that they felt limited to jobs that were accessible from a bus route when seeking employment.

**Public transportation is my main source of transportation.**



- Strongly disagree
- Somewhat disagree
- Neither agree nor disagree
- Somewhat agree
- Strongly agree

**When I'm seeking employment I feel limited to options that are on a bus route.**



- Strongly disagree
- Somewhat disagree
- Neither agree nor disagree
- Somewhat agree
- Strongly agree

Importantly, participants reported good proximity to bus stops:

**I live in an area where bus stops are easily accessible.**

